

<b>Shelter Count PIT Region 5 [FY 2023]</b>	<b>Nebraska Balance of State COC</b>		
	Date PIT: 01/24/2023		
	CoC Category Filter: Program CoC		
	Client Location Filter: No		

HUD does not allow uploading "Don't Know", "Refused", "Data Not Collected" and "Null" values.


**ALL HOUSEHOLDS**


**Households with at Least One Adult and One Child**


	<b>Sheltered ES</b>	<b>Sheltered TH</b>	<b>Total</b>
Total number of households	5	11	16
Total number of persons ( adults & children )	16	37	53
Number of children ( under age 18 )	10	19	29
Number of youth ( age 18-24 )	1	6	7
Number of adults ( age 25-34 )	3	4	7
Number of adults ( age 35-44 )	1	4	5
Number of adults ( age 45-54 )	1	3	4
Number of adults ( age 55-64 )	0	1	1
Number of adults ( age 65 or older )	0	0	0
<b>Gender ( adults and children )</b>	<b>Sheltered ES</b>	<b>Sheltered TH</b>	<b>Total</b>
Female	9	24	33
Male	7	13	20
Transgender	0	0	0
No Single Gender	0	0	0
Questioning	0	0	0
<b>Ethnicity ( adults and children )</b>	<b>Sheltered ES</b>	<b>Sheltered TH</b>	<b>Total</b>
Non-Hispanic/Non-Latin(a)(o)(x)	13	16	29
Hispanic/Latin(a)(o)(x)	3	21	24
<b>Race ( adults and children )</b>	<b>Sheltered ES</b>	<b>Sheltered TH</b>	<b>Total</b>
White	14	26	40
Black, African American, or African	0	4	4
Asian or Asian American	0	0	0
American Indian, Alaska Native, or Indigenous	0	2	2
Native Hawaiian or Pacific Islander	0	0	0
Multiple Races	0	5	5
<b>Chronically Homeless</b>	<b>Sheltered ES</b>	<b>Sheltered TH</b>	<b>Total</b>
Total number of households	3	0	3
Total number of persons	9	0	9


<b>Shelter Count PIT [FY 2023]</b>	<b>Nebraska Balance of State CoC</b>			
	Date PIT: 01/24/2023			
	CoC Category Filter: Program CoC			
	Client Location Filter: No			

Households without Children				
	Sheltered ES	Sheltered TH	Sheltered SH	Total
Total number of households	46	4	0	50
Total number of persons	46	5	0	51
Number of youth ( age 18-24 )	2	1	0	3
Number of adults ( age 25-34 )	23	1	0	24
Number of adults ( age 35-44 )	7	1	0	8
Number of adults ( age 45-54 )	7	1	0	8
Number of adults ( age 55-64 )	7	1	0	8
Number of adults ( age 65 or older )	0	0	0	0
Gender ( only adults )	Sheltered ES	Sheltered TH	Sheltered SH	Total
Female	19	2	0	21
Male	27	3	0	30
Transgender	0	0	0	0
No Single Gender	0	0	0	0
Questioning	0	0	0	0
Ethnicity ( only adults )	Sheltered ES	Sheltered TH	Sheltered SH	Total
Non-Hispanic/Non-Latin(a)(o)(x)	43	5	0	48
Hispanic/Latin(a)(o)(x)	3	0	0	3
Race ( only adults )	Sheltered ES	Sheltered TH	Sheltered SH	Total
White	41	3	0	44
Black, African American, or African	3	0	0	3
Asian or Asian American	1	0	0	1
American Indian, Alaska Native, or Indigenous	1	2	0	3
Native Hawaiian or Pacific Islander	0	0	0	0
Multiple Races	0	0	0	0
Chronically Homeless	Sheltered ES	Sheltered TH	Sheltered SH	Total
Total number of persons	5	0	0	5

Shelter Count PIT [FY 2023]	Nebraska Balance of State COC			
	Date PIT: 01/24/2023			
	CoC Category Filter: Program CoC			
	Client Location Filter: No			
<b>Households with Only Children (under age 18)</b>				
	<b>Sheltered ES</b>	<b>Sheltered TH</b>	<b>Sheltered SH</b>	<b>Total</b>
Total number of households	0	0	0	0
Total number of children ( persons under age 18 )	0	0	0	0
<b>Gender ( children only )</b>	<b>Sheltered ES</b>	<b>Sheltered TH</b>	<b>Sheltered SH</b>	<b>Total</b>
Female	0	0	0	0
Male	0	0	0	0
Transgender	0	0	0	0
No Single Gender	0	0	0	0
Questioning	0	0	0	0
<b>Ethnicity ( children only )</b>	<b>Sheltered ES</b>	<b>Sheltered TH</b>	<b>Sheltered SH</b>	<b>Total</b>
Non-Hispanic/Non-Latin(a)(o)(x)	0	0	0	0
Hispanic/Latin(a)(o)(x)	0	0	0	0
<b>Race ( children only )</b>	<b>Sheltered ES</b>	<b>Sheltered TH</b>	<b>Sheltered SH</b>	<b>Total</b>
White	0	0	0	0
Black, African American, or African	0	0	0	0
Asian or Asian American	0	0	0	0
American Indian, Alaska Native, or Indigenous	0	0	0	0
Native Hawaiian or Pacific Islander	0	0	0	0
Multiple Races	0	0	0	0
<b>Chronically Homeless</b>	<b>Sheltered ES</b>	<b>Sheltered TH</b>	<b>Sheltered SH</b>	<b>Total</b>
Total number of persons	0	0	0	0
				3 / 9
Fri Feb 24 01:33:04 PM 2023		Powered By 		

Shelter Count PIT [FY 2023]	Nebraska Balance of State COC		
	Date PIT: 01/24/2023		
	CoC Category Filter: Program CoC		
	Client Location Filter: No		
<b>VETERAN HOUSEHOLDS</b>			
<b>Veteran Households with at Least One Adult and One Child</b>			
	<b>Sheltered ES</b>	<b>Sheltered TH</b>	<b>Total</b>
Total number of households	0	0	0
Total number of persons	0	0	0
Total number of veterans	0	0	0
<b>Gender ( veterans only )</b>	<b>Sheltered ES</b>	<b>Sheltered TH</b>	<b>Total</b>
Female	0	0	0
Male	0	0	0
Transgender	0	0	0
No Single Gender	0	0	0
Questioning	0	0	0
<b>Ethnicity ( veterans only )</b>	<b>Sheltered ES</b>	<b>Sheltered TH</b>	<b>Total</b>
Non-Hispanic/Non-Latin(a)(o)(x)	0	0	0
Hispanic/Latin(a)(o)(x)	0	0	0
<b>Race ( veterans only )</b>	<b>Sheltered ES</b>	<b>Sheltered TH</b>	<b>Total</b>
White	0	0	0
Black, African American, or African	0	0	0
Asian or Asian American	0	0	0
American Indian, Alaska Native, or Indigenous	0	0	0
Native Hawaiian or Pacific Islander	0	0	0
Multiple Races	0	0	0
<b>Chronically Homeless ( Veteran Households )</b>	<b>Sheltered ES</b>	<b>Sheltered TH</b>	<b>Total</b>
Total number of persons	0	0	0
Total number of households	0	0	0
4 / 9			
Fri Feb 24 01:33:04 PM 2023		Powered By 	

Shelter Count PIT [FY 2023]	Nebraska Balance of State COC			
	Date PIT: 01/24/2023			
	CoC Category Filter: Program CoC			
	Client Location Filter: No			
<b>Veteran Households without Children</b>				
	<b>Sheltered ES</b>	<b>Sheltered TH</b>	<b>Sheltered SH</b>	<b>Total</b>
Total number of households	0	0	0	0
Total number of persons	0	0	0	0
Total number of veterans	0	0	0	0
<b>Gender ( veterans only )</b>	<b>Sheltered ES</b>	<b>Sheltered TH</b>	<b>Sheltered SH</b>	<b>Total</b>
Female	0	0	0	0
Male	0	0	0	0
Transgender	0	0	0	0
No Single Gender	0	0	0	0
Questioning	0	0	0	0
<b>Ethnicity ( veterans only )</b>	<b>Sheltered ES</b>	<b>Sheltered TH</b>	<b>Sheltered SH</b>	<b>Total</b>
Non-Hispanic/Non-Latin(a)(o)(x)	0	0	0	0
Hispanic/Latin(a)(o)(x)	0	0	0	0
<b>Race ( veterans only )</b>	<b>Sheltered ES</b>	<b>Sheltered TH</b>	<b>Sheltered SH</b>	<b>Total</b>
White	0	0	0	0
Black, African American, or African	0	0	0	0
Asian or Asian American	0	0	0	0
American Indian, Alaska Native, or Indigenous	0	0	0	0
Native Hawaiian or Pacific Islander	0	0	0	0
Multiple Races	0	0	0	0
<b>Chronically Homeless ( Veteran Households )</b>	<b>Sheltered ES</b>	<b>Sheltered TH</b>	<b>Sheltered SH</b>	<b>Total</b>
Total number of persons	0	0	0	0
5 / 9				
Fri Feb 24 01:33:04 PM 2023		Powered By 		

Shelter Count PIT [FY 2023]	Nebraska Balance of State COC			
	Date PIT: 01/24/2023			
	CoC Category Filter: Program CoC			
	Client Location Filter: No			
<b>YOUTH HOUSEHOLDS</b>				
<b>Unaccompanied Youth Households</b>				
	<b>Sheltered ES</b>	<b>Sheltered TH</b>	<b>Sheltered SH</b>	<b>Total</b>
Total number of unaccompanied youth households	2	1	0	3
Total number of unaccompanied youth	2	1	0	3
Number of unaccompanied children ( under age 18 )	0	0	0	0
Number of unaccompanied young adults ( age 18 to 24 )	2	1	0	3
<b>Gender ( unaccompanied youth )</b>	<b>Sheltered ES</b>	<b>Sheltered TH</b>	<b>Sheltered SH</b>	<b>Total</b>
Female	2	0	0	2
Male	0	1	0	1
Transgender	0	0	0	0
No Single Gender	0	0	0	0
Questioning	0	0	0	0
<b>Ethnicity ( unaccompanied youth )</b>	<b>Sheltered ES</b>	<b>Sheltered TH</b>	<b>Sheltered SH</b>	<b>Total</b>
Non-Hispanic/Non-Latin(a)(o)(x)	2	1	0	3
Hispanic/Latin(a)(o)(x)	0	0	0	0
<b>Race ( unaccompanied youth )</b>	<b>Sheltered ES</b>	<b>Sheltered TH</b>	<b>Sheltered SH</b>	<b>Total</b>
White	2	1	0	3
Black, African American, or African	0	0	0	0
Asian or Asian American	0	0	0	0
American Indian, Alaska Native, or Indigenous	0	0	0	0
Native Hawaiian or Pacific Islander	0	0	0	0
Multiple Races	0	0	0	0
<b>Chronically Homeless ( unaccompanied youth )</b>	<b>Sheltered ES</b>	<b>Sheltered TH</b>	<b>Sheltered SH</b>	<b>Total</b>
Total number of persons	0	0	0	0
6 / 9				
Fri Feb 24 01:33:04 PM 2023		Powered By 		

<b>Shelter Count PIT [FY 2023]</b>	<b>Nebraska Balance of State COC</b>		
	Date PIT: 01/24/2023		
	CoC Category Filter: Program CoC		
	Client Location Filter: No		

Parenting Youth Households			
	Sheltered ES	Sheltered TH	Total
Total number of parenting youth households	0	1	1
Total number of persons in parenting youth households	0	3	3
Total Parenting Youth ( youth parents only )	0	2	2
Total Children in Parenting Youth Households	0	1	1
Number of parenting youth under age 18	0	0	0
Children in households with parenting youth under age 18	0	0	0
Number of parenting youth age 18 to 24	0	2	2
Children in households with parenting youth age 18 to 24	0	1	1
Gender ( youth parents only )	Sheltered ES	Sheltered TH	Total
Female	0	1	1
Male	0	1	1
Transgender	0	0	0
No Single Gender	0	0	0
Questioning	0	0	0
Ethnicity ( youth parents only )	Sheltered ES	Sheltered TH	Total
Non-Hispanic/Non-Latin(a)(o)(x)	0	2	2
Hispanic/Latin(a)(o)(x)	0	0	0
Race ( youth parents only )	Sheltered ES	Sheltered TH	Total
White	0	2	2
Black, African American, or African	0	0	0
Asian or Asian American	0	0	0
American Indian, Alaska Native, or Indigenous	0	0	0
Native Hawaiian or Pacific Islander	0	0	0
Multiple Races	0	0	0
Chronically Homeless ( parenting youth households )	Sheltered ES	Sheltered TH	Total
Total number of households	0	0	0
Total number of persons	0	0	0

Shelter Count PIT [FY 2023]	Nebraska Balance of State COC			
	Date PIT: 01/24/2023			
	CoC Category Filter: Program CoC			
	Client Location Filter: No			
<b>HOMELESS SUBPOPULATIONS</b>				
<b>Additional Homeless Populations</b>	<b>Sheltered ES</b>	<b>Sheltered TH</b>	<b>Sheltered SH</b>	<b>Total</b>
Adults with a Serious Mental Illness	17	10	0	27
Adults with a Substance Use Disorder	15	8	0	23
Adults with HIV/AIDS	1	0	0	1
Adult Survivors of Domestic Violence (optional)	10	8	0	18
				8 / 9
Fri Feb 24 01:33:04 PM 2023		Powered By 