

<b>Shelter Count PIT Region 4 [FY 2023]</b>	<b>Nebraska Balance of State COC</b>		
	Date PIT: 01/24/2023		
	CoC Category Filter: Program CoC		
	Client Location Filter: No		

HUD does not allow uploading "Don't Know", "Refused", "Data Not Collected" and "Null" values.


**ALL HOUSEHOLDS**


**Households with at Least One Adult and One Child**

	<b>Sheltered ES</b>	<b>Sheltered TH</b>	<b>Total</b>
Total number of households	4	10	14
Total number of persons ( adults & children )	13	44	57
Number of children ( under age 18 )	9	29	38
Number of youth ( age 18-24 )	0	3	3
Number of adults ( age 25-34 )	3	6	9
Number of adults ( age 35-44 )	0	5	5
Number of adults ( age 45-54 )	1	1	2
Number of adults ( age 55-64 )	0	0	0
Number of adults ( age 65 or older )	0	0	0
<b>Gender ( adults and children )</b>	<b>Sheltered ES</b>	<b>Sheltered TH</b>	<b>Total</b>
Female	8	25	33
Male	5	19	24
Transgender	0	0	0
No Single Gender	0	0	0
Questioning	0	0	0
<b>Ethnicity ( adults and children )</b>	<b>Sheltered ES</b>	<b>Sheltered TH</b>	<b>Total</b>
Non-Hispanic/Non-Latin(a)(o)(x)	11	42	53
Hispanic/Latin(a)(o)(x)	2	2	4
<b>Race ( adults and children )</b>	<b>Sheltered ES</b>	<b>Sheltered TH</b>	<b>Total</b>
White	13	31	44
Black, African American, or African	0	1	1
Asian or Asian American	0	0	0
American Indian, Alaska Native, or Indigenous	0	8	8
Native Hawaiian or Pacific Islander	0	0	0
Multiple Races	0	4	4
<b>Chronically Homeless</b>	<b>Sheltered ES</b>	<b>Sheltered TH</b>	<b>Total</b>
Total number of households	0	0	0
Total number of persons	0	0	0


<b>Shelter Count PIT [FY 2023]</b>	<b>Nebraska Balance of State CoC</b>			
	Date PIT: 01/24/2023			
	CoC Category Filter: Program CoC			
	Client Location Filter: No			


Households without Children				
	Sheltered ES	Sheltered TH	Sheltered SH	Total
Total number of households	34	14	0	48
Total number of persons	35	15	0	50
Number of youth ( age 18-24 )	3	5	0	8
Number of adults ( age 25-34 )	10	0	0	10
Number of adults ( age 35-44 )	10	3	0	13
Number of adults ( age 45-54 )	5	3	0	8
Number of adults ( age 55-64 )	5	4	0	9
Number of adults ( age 65 or older )	2	0	0	2
Gender ( only adults )	Sheltered ES	Sheltered TH	Sheltered SH	Total
Female	17	3	0	20
Male	18	12	0	30
Transgender	0	0	0	0
No Single Gender	0	0	0	0
Questioning	0	0	0	0
Ethnicity ( only adults )	Sheltered ES	Sheltered TH	Sheltered SH	Total
Non-Hispanic/Non-Latin(a)(o)(x)	32	12	0	44
Hispanic/Latin(a)(o)(x)	3	3	0	6
Race ( only adults )	Sheltered ES	Sheltered TH	Sheltered SH	Total
White	31	9	0	40
Black, African American, or African	4	2	0	6
Asian or Asian American	0	0	0	0
American Indian, Alaska Native, or Indigenous	0	2	0	2
Native Hawaiian or Pacific Islander	0	0	0	0
Multiple Races	0	2	0	2
Chronically Homeless	Sheltered ES	Sheltered TH	Sheltered SH	Total
Total number of persons	2	0	0	2

Shelter Count PIT [FY 2023]	Nebraska Balance of State COC			
	Date PIT: 01/24/2023			
	CoC Category Filter: Program CoC			
	Client Location Filter: No			
<b>Households with Only Children (under age 18)</b>				
	<b>Sheltered ES</b>	<b>Sheltered TH</b>	<b>Sheltered SH</b>	<b>Total</b>
Total number of households	1	5	0	6
Total number of children ( persons under age 18 )	1	6	0	7
<b>Gender ( children only )</b>	<b>Sheltered ES</b>	<b>Sheltered TH</b>	<b>Sheltered SH</b>	<b>Total</b>
Female	1	4	0	5
Male	0	2	0	2
Transgender	0	0	0	0
No Single Gender	0	0	0	0
Questioning	0	0	0	0
<b>Ethnicity ( children only )</b>	<b>Sheltered ES</b>	<b>Sheltered TH</b>	<b>Sheltered SH</b>	<b>Total</b>
Non-Hispanic/Non-Latin(a)(o)(x)	0	5	0	5
Hispanic/Latin(a)(o)(x)	1	1	0	2
<b>Race ( children only )</b>	<b>Sheltered ES</b>	<b>Sheltered TH</b>	<b>Sheltered SH</b>	<b>Total</b>
White	0	6	0	6
Black, African American, or African	1	0	0	1
Asian or Asian American	0	0	0	0
American Indian, Alaska Native, or Indigenous	0	0	0	0
Native Hawaiian or Pacific Islander	0	0	0	0
Multiple Races	0	0	0	0
<b>Chronically Homeless</b>	<b>Sheltered ES</b>	<b>Sheltered TH</b>	<b>Sheltered SH</b>	<b>Total</b>
Total number of persons	0	0	0	0
				3 / 9
Fri Feb 24 12:52:53 PM 2023		Powered By 		

Shelter Count PIT [FY 2023]	Nebraska Balance of State COC		
	Date PIT: 01/24/2023		
	CoC Category Filter: Program CoC		
	Client Location Filter: No		
<b>VETERAN HOUSEHOLDS</b>			
<b>Veteran Households with at Least One Adult and One Child</b>			
	<b>Sheltered ES</b>	<b>Sheltered TH</b>	<b>Total</b>
Total number of households	0	0	0
Total number of persons	0	0	0
Total number of veterans	0	0	0
<b>Gender ( veterans only )</b>	<b>Sheltered ES</b>	<b>Sheltered TH</b>	<b>Total</b>
Female	0	0	0
Male	0	0	0
Transgender	0	0	0
No Single Gender	0	0	0
Questioning	0	0	0
<b>Ethnicity ( veterans only )</b>	<b>Sheltered ES</b>	<b>Sheltered TH</b>	<b>Total</b>
Non-Hispanic/Non-Latin(a)(o)(x)	0	0	0
Hispanic/Latin(a)(o)(x)	0	0	0
<b>Race ( veterans only )</b>	<b>Sheltered ES</b>	<b>Sheltered TH</b>	<b>Total</b>
White	0	0	0
Black, African American, or African	0	0	0
Asian or Asian American	0	0	0
American Indian, Alaska Native, or Indigenous	0	0	0
Native Hawaiian or Pacific Islander	0	0	0
Multiple Races	0	0	0
<b>Chronically Homeless ( Veteran Households )</b>	<b>Sheltered ES</b>	<b>Sheltered TH</b>	<b>Total</b>
Total number of persons	0	0	0
Total number of households	0	0	0
4 / 9			
Fri Feb 24 12:52:53 PM 2023		Powered By 	



Shelter Count PIT [FY 2023]	Nebraska Balance of State COC			
	Date PIT: 01/24/2023			
	CoC Category Filter: Program CoC			
	Client Location Filter: No			
<b>Veteran Households without Children</b>				
	<b>Sheltered ES</b>	<b>Sheltered TH</b>	<b>Sheltered SH</b>	<b>Total</b>
Total number of households	1	0	0	1
Total number of persons	1	0	0	1
Total number of veterans	1	0	0	1
<b>Gender ( veterans only )</b>	<b>Sheltered ES</b>	<b>Sheltered TH</b>	<b>Sheltered SH</b>	<b>Total</b>
Female	0	0	0	0
Male	1	0	0	1
Transgender	0	0	0	0
No Single Gender	0	0	0	0
Questioning	0	0	0	0
<b>Ethnicity ( veterans only )</b>	<b>Sheltered ES</b>	<b>Sheltered TH</b>	<b>Sheltered SH</b>	<b>Total</b>
Non-Hispanic/Non-Latin(a)(o)(x)	1	0	0	1
Hispanic/Latin(a)(o)(x)	0	0	0	0
<b>Race ( veterans only )</b>	<b>Sheltered ES</b>	<b>Sheltered TH</b>	<b>Sheltered SH</b>	<b>Total</b>
White	0	0	0	0
Black, African American, or African	1	0	0	1
Asian or Asian American	0	0	0	0
American Indian, Alaska Native, or Indigenous	0	0	0	0
Native Hawaiian or Pacific Islander	0	0	0	0
Multiple Races	0	0	0	0
<b>Chronically Homeless ( Veteran Households )</b>	<b>Sheltered ES</b>	<b>Sheltered TH</b>	<b>Sheltered SH</b>	<b>Total</b>
Total number of persons	0	0	0	0
5 / 9				
Fri Feb 24 12:52:53 PM 2023		Powered By  CLARITY HUMAN SERVICES		

Shelter Count PIT [FY 2023]	Nebraska Balance of State COC			
	Date PIT: 01/24/2023			
	CoC Category Filter: Program CoC			
	Client Location Filter: No			
<b>YOUTH HOUSEHOLDS</b>				
<b>Unaccompanied Youth Households</b>				
	<b>Sheltered ES</b>	<b>Sheltered TH</b>	<b>Sheltered SH</b>	<b>Total</b>
Total number of unaccompanied youth households	3	9	0	12
Total number of unaccompanied youth	3	11	0	14
Number of unaccompanied children ( under age 18 )	1	6	0	7
Number of unaccompanied young adults ( age 18 to 24 )	2	5	0	7
<b>Gender ( unaccompanied youth )</b>	<b>Sheltered ES</b>	<b>Sheltered TH</b>	<b>Sheltered SH</b>	<b>Total</b>
Female	3	7	0	10
Male	0	4	0	4
Transgender	0	0	0	0
No Single Gender	0	0	0	0
Questioning	0	0	0	0
<b>Ethnicity ( unaccompanied youth )</b>	<b>Sheltered ES</b>	<b>Sheltered TH</b>	<b>Sheltered SH</b>	<b>Total</b>
Non-Hispanic/Non-Latin(a)(o)(x)	2	9	0	11
Hispanic/Latin(a)(o)(x)	1	2	0	3
<b>Race ( unaccompanied youth )</b>	<b>Sheltered ES</b>	<b>Sheltered TH</b>	<b>Sheltered SH</b>	<b>Total</b>
White	2	9	0	11
Black, African American, or African	1	0	0	1
Asian or Asian American	0	0	0	0
American Indian, Alaska Native, or Indigenous	0	1	0	1
Native Hawaiian or Pacific Islander	0	0	0	0
Multiple Races	0	1	0	1
<b>Chronically Homeless ( unaccompanied youth )</b>	<b>Sheltered ES</b>	<b>Sheltered TH</b>	<b>Sheltered SH</b>	<b>Total</b>
Total number of persons	0	0	0	0
6 / 9				
Fri Feb 24 12:52:53 PM 2023		Powered By 		





<b>Shelter Count PIT [FY 2023]</b>	<b>Nebraska Balance of State COC</b>		
	Date PIT: 01/24/2023		
	CoC Category Filter: Program CoC		
	Client Location Filter: No		

Parenting Youth Households			
	Sheltered ES	Sheltered TH	Total
Total number of parenting youth households	0	1	1
Total number of persons in parenting youth households	0	3	3
Total Parenting Youth ( youth parents only )	0	2	2
Total Children in Parenting Youth Households	0	1	1
Number of parenting youth under age 18	0	0	0
Children in households with parenting youth under age 18	0	0	0
Number of parenting youth age 18 to 24	0	2	2
Children in households with parenting youth age 18 to 24	0	1	1
Gender ( youth parents only )	Sheltered ES	Sheltered TH	Total
Female	0	1	1
Male	0	1	1
Transgender	0	0	0
No Single Gender	0	0	0
Questioning	0	0	0
Ethnicity ( youth parents only )	Sheltered ES	Sheltered TH	Total
Non-Hispanic/Non-Latin(a)(o)(x)	0	2	2
Hispanic/Latin(a)(o)(x)	0	0	0
Race ( youth parents only )	Sheltered ES	Sheltered TH	Total
White	0	2	2
Black, African American, or African	0	0	0
Asian or Asian American	0	0	0
American Indian, Alaska Native, or Indigenous	0	0	0
Native Hawaiian or Pacific Islander	0	0	0
Multiple Races	0	0	0
Chronically Homeless ( parenting youth households )	Sheltered ES	Sheltered TH	Total
Total number of households	0	0	0
Total number of persons	0	0	0

Shelter Count PIT [FY 2023]	Nebraska Balance of State COC			
	Date PIT: 01/24/2023			
	CoC Category Filter: Program CoC			
	Client Location Filter: No			
<b>HOMELESS SUBPOPULATIONS</b>				
Additional Homeless Populations	Sheltered ES	Sheltered TH	Sheltered SH	Total
Adults with a Serious Mental Illness	10	3	0	13
Adults with a Substance Use Disorder	4	2	0	6
Adults with HIV/AIDS	0	0	0	0
Adult Survivors of Domestic Violence (optional)	3	3	0	4
				8 / 9
Fri Feb 24 12:52:53 PM 2023		Powered By 