




Shelter Count PIT Region 1 [FY 2023]	Nebraska Balance of State COC		
	Date PIT: 01/24/2023		
	CoC Category Filter: Program CoC		
	Client Location Filter: No		
HUD does not allow uploading "Don't Know", "Refused", "Data Not Collected" and "Null" values.			
ALL HOUSEHOLDS			
Households with at Least One Adult and One Child			
	Sheltered ES	Sheltered TH	Total
Total number of households	0	1	1
Total number of persons (adults & children)	0	5	5
Number of children (under age 18)	0	3	3
Number of youth (age 18-24)	0	2	2
Number of adults (age 25-34)	0	0	0
Number of adults (age 35-44)	0	0	0
Number of adults (age 45-54)	0	0	0
Number of adults (age 55-64)	0	0	0
Number of adults (age 65 or older)	0	0	0
Gender (adults and children)	Sheltered ES	Sheltered TH	Total
Female	0	4	4
Male	0	1	1
Transgender	0	0	0
No Single Gender	0	0	0
Questioning	0	0	0

Ethnicity (adults and children)	Sheltered ES	Sheltered TH	Total
Non-Hispanic/Non-Latin(a)(o)(x)	0	0	0
Hispanic/Latin(a)(o)(x)	0	5	5
Race (adults and children)	Sheltered ES	Sheltered TH	Total
White	0	5	5
Black, African American, or African	0	0	0
Asian or Asian American	0	0	0
American Indian, Alaska Native, or Indigenous	0	0	0
Native Hawaiian or Pacific Islander	0	0	0
Multiple Races	0	0	0
Chronically Homeless	Sheltered ES	Sheltered TH	Total
Total number of households	0	0	0
Total number of persons	0	0	0
			1 / 9
Wed Feb 22 03:21:39 PM 2023		Powered By 	


Shelter Count PIT [FY 2023]	Nebraska Balance of State COC			
	Date PIT: 01/24/2023			
	CoC Category Filter: Program CoC			
	Client Location Filter: No			
Households without Children				
	Sheltered ES	Sheltered TH	Sheltered SH	Total
Total number of households	3	2	0	5
Total number of persons	4	2	0	6
Number of youth (age 18-24)	0	2	0	2
Number of adults (age 25-34)	1	0	0	1
Number of adults (age 35-44)	0	0	0	0
Number of adults (age 45-54)	2	0	0	2
Number of adults (age 55-64)	1	0	0	1
Number of adults (age 65 or older)	0	0	0	0
Gender (only adults)	Sheltered ES	Sheltered TH	Sheltered SH	Total
Female	3	2	0	5
Male	1	0	0	1
Transgender	0	0	0	0
No Single Gender	0	0	0	0
Questioning	0	0	0	0
Ethnicity (only adults)	Sheltered ES	Sheltered TH	Sheltered SH	Total
Non-Hispanic/Non-Latin(a)(o)(x)	2	0	0	2
Hispanic/Latin(a)(o)(x)	2	2	0	4

Race (only adults)	Sheltered ES	Sheltered TH	Sheltered SH	Total
White	3	1	0	4
Black, African American, or African	1	0	0	1
Asian or Asian American	0	0	0	0
American Indian, Alaska Native, or Indigenous	0	0	0	0
Native Hawaiian or Pacific Islander	0	0	0	0
Multiple Races	0	1	0	1
Chronically Homeless	Sheltered ES	Sheltered TH	Sheltered SH	Total
Total number of persons	0	0	0	0
				2 / 9
Wed Feb 22 03:21:39 PM 2023		Powered By 		


Shelter Count PIT [FY 2023]	Nebraska Balance of State COC			
	Date PIT: 01/24/2023			
	CoC Category Filter: Program CoC			
	Client Location Filter: No			
Households with Only Children (under age 18)				
	Sheltered ES	Sheltered TH	Sheltered SH	Total
Total number of households	1	0	0	1
Total number of children (persons under age 18)	1	0	0	1
Gender (children only)	Sheltered ES	Sheltered TH	Sheltered SH	Total
Female	1	0	0	1
Male	0	0	0	0
Transgender	0	0	0	0
No Single Gender	0	0	0	0
Questioning	0	0	0	0
Ethnicity (children only)	Sheltered ES	Sheltered TH	Sheltered SH	Total
Non-Hispanic/Non-Latin(a)(o)(x)	0	0	0	0
Hispanic/Latin(a)(o)(x)	1	0	0	1
Race (children only)	Sheltered ES	Sheltered TH	Sheltered SH	Total
White	1	0	0	1
Black, African American, or African	0	0	0	0
Asian or Asian American	0	0	0	0
American Indian, Alaska Native, or Indigenous	0	0	0	0
Native Hawaiian or Pacific Islander	0	0	0	0

Multiple Races	0	0	0	0
Chronically Homeless	Sheltered ES	Sheltered TH	Sheltered SH	Total
Total number of persons	0	0	0	0
				3 / 9
Wed Feb 22 03:21:39 PM 2023		Powered By 		

Shelter Count PIT [FY 2023]	Nebraska Balance of State COC		
	Date PIT: 01/24/2023		
	CoC Category Filter: Program CoC		
	Client Location Filter: No		
VETERAN HOUSEHOLDS			
Veteran Households with at Least One Adult and One Child			
	Sheltered ES	Sheltered TH	Total
Total number of households	0	0	0
Total number of persons	0	0	0
Total number of veterans	0	0	0
Gender (veterans only)	Sheltered ES	Sheltered TH	Total
Female	0	0	0
Male	0	0	0
Transgender	0	0	0
No Single Gender	0	0	0
Questioning	0	0	0
Ethnicity (veterans only)	Sheltered ES	Sheltered TH	Total
Non-Hispanic/Non-Latin(a)(o)(x)	0	0	0
Hispanic/Latin(a)(o)(x)	0	0	0
Race (veterans only)	Sheltered ES	Sheltered TH	Total
White	0	0	0
Black, African American, or African	0	0	0
Asian or Asian American	0	0	0

American Indian, Alaska Native, or Indigenous	0	0	0
Native Hawaiian or Pacific Islander	0	0	0
Multiple Races	0	0	0
Chronically Homeless (Veteran Households)	Sheltered ES	Sheltered TH	Total
Total number of persons	0	0	0
Total number of households	0	0	0
			4 / 9
Wed Feb 22 03:21:39 PM 2023		Powered By 	


Shelter Count PIT [FY 2023]	Nebraska Balance of State COC			
	Date PIT: 01/24/2023			
	CoC Category Filter: Program CoC			
	Client Location Filter: No			
Veteran Households without Children				
	Sheltered ES	Sheltered TH	Sheltered SH	Total
Total number of households	0	0	0	0
Total number of persons	0	0	0	0
Total number of veterans	0	0	0	0
Gender (veterans only)	Sheltered ES	Sheltered TH	Sheltered SH	Total
Female	0	0	0	0
Male	0	0	0	0
Transgender	0	0	0	0
No Single Gender	0	0	0	0
Questioning	0	0	0	0
Ethnicity (veterans only)	Sheltered ES	Sheltered TH	Sheltered SH	Total
Non-Hispanic/Non-Latin(a)(o)(x)	0	0	0	0
Hispanic/Latin(a)(o)(x)	0	0	0	0
Race (veterans only)	Sheltered ES	Sheltered TH	Sheltered SH	Total
White	0	0	0	0
Black, African American, or African	0	0	0	0
Asian or Asian American	0	0	0	0
American Indian, Alaska Native, or Indigenous	0	0	0	0

Native Hawaiian or Pacific Islander	0	0	0	0
Multiple Races	0	0	0	0
Chronically Homeless (Veteran Households)	Sheltered ES	Sheltered TH	Sheltered SH	Total
Total number of persons	0	0	0	0
5 / 9				
Wed Feb 22 03:21:39 PM 2023		Powered By  CLARITY HUMAN SERVICES		

Shelter Count PIT [FY 2023]	Nebraska Balance of State COC			
	Date PIT: 01/24/2023			
	CoC Category Filter: Program CoC			
	Client Location Filter: No			
YOUTH HOUSEHOLDS				
Unaccompanied Youth Households				
	Sheltered ES	Sheltered TH	Sheltered SH	Total
Total number of unaccompanied youth households	1	2	0	3
Total number of unaccompanied youth	1	2	0	3
Number of unaccompanied children (under age 18)	1	0	0	1
Number of unaccompanied young adults (age 18 to 24)	0	2	0	2
Gender (unaccompanied youth)	Sheltered ES	Sheltered TH	Sheltered SH	Total
Female	1	2	0	3
Male	0	0	0	0
Transgender	0	0	0	0
No Single Gender	0	0	0	0
Questioning	0	0	0	0
Ethnicity (unaccompanied youth)	Sheltered ES	Sheltered TH	Sheltered SH	Total
Non-Hispanic/Non-Latin(a)(o)(x)	0	0	0	0
Hispanic/Latin(a)(o)(x)	1	2	0	3
Race (unaccompanied youth)	Sheltered ES	Sheltered TH	Sheltered SH	Total
White	1	1	0	2
Black, African American, or African	0	0	0	0

Asian or Asian American	0	0	0	0
American Indian, Alaska Native, or Indigenous	0	0	0	0
Native Hawaiian or Pacific Islander	0	0	0	0
Multiple Races	0	1	0	1
Chronically Homeless (unaccompanied youth)	Sheltered ES	Sheltered TH	Sheltered SH	Total
Total number of persons	0	0	0	0

Shelter Count PIT [FY 2023]	Nebraska Balance of State COC		
	Date PIT: 01/24/2023		
	CoC Category Filter: Program CoC		
	Client Location Filter: No		
Parenting Youth Households			
	Sheltered ES	Sheltered TH	Total
Total number of parenting youth households	0	1	1
Total number of persons in parenting youth households	0	5	5
Total Parenting Youth (youth parents only)	0	2	2
Total Children in Parenting Youth Households	0	3	3
Number of parenting youth under age 18	0	0	0
Children in households with parenting youth under age 18	0	0	0
Number of parenting youth age 18 to 24	0	2	2
Children in households with parenting youth age 18 to 24	0	3	3
Gender (youth parents only)	Sheltered ES	Sheltered TH	Total
Female	0	1	1
Male	0	1	1
Transgender	0	0	0
No Single Gender	0	0	0
Questioning	0	0	0
Ethnicity (youth parents only)	Sheltered ES	Sheltered TH	Total
Non-Hispanic/Non-Latin(a)(o)(x)	0	0	0
Hispanic/Latin(a)(o)(x)	0	2	2

Race (youth parents only)	Sheltered ES	Sheltered TH	Total
White	0	2	2
Black, African American, or African	0	0	0
Asian or Asian American	0	0	0
American Indian, Alaska Native, or Indigenous	0	0	0
Native Hawaiian or Pacific Islander	0	0	0
Multiple Races	0	0	0
Chronically Homeless (parenting youth households)	Sheltered ES	Sheltered TH	Total
Total number of households	0	0	0
Total number of persons	0	0	0
			7 / 9
Wed Feb 22 03:21:39 PM 2023		Powered By  CLARITY HUMAN SERVICES	

Shelter Count PIT [FY 2023]	Nebraska Balance of State COC			
	Date PIT: 01/24/2023			
	CoC Category Filter: Program CoC			
	Client Location Filter: No			
HOMELESS SUBPOPULATIONS				
Additional Homeless Populations	Sheltered ES	Sheltered TH	Sheltered SH	Total
Adults with a Serious Mental Illness	2	1	0	3
Adults with a Substance Use Disorder	2	0	0	2
Adults with HIV/AIDS	0	0	0	0
Adult Survivors of Domestic Violence (optional)	1	0	0	1
8 / 9				
Wed Feb 22 03:21:39 PM 2023		Powered By 